

An Alpine Malaise trap

Shasta Claire Henry¹, Peter B. McQuillan¹, James B. Kirkpatrick¹

¹ Discipline of Geography & Spatial Science, University of Tasmania, Hobart 7001, Australia

<http://zoobank.org/33D22859-CC54-4F7A-9D45-E902F4AFE867>

Corresponding author: S.C. Henry (Shasta.Henry@utas.edu.au)

Abstract

Received 6 March 2018

Accepted 11 June 2018

Published 20 July 2018

Academic editor:

Philippe Jeanneret

Key Words

Long term
flight intercept
sampling
invertebrate
Tasmania
Apteropnorpa

The Southernmost region of Australia, the island of Tasmania, is also the most mountainous, with large areas of rugged alpine environments. This entomological frontier offers a distinct suite of insects for study including many endemic taxa. However, harsh weather, remote locations and rough terrain represent an environment too extreme for many existing insect trap designs. We report here on the design and efficacy of a new Alpine Malaise Trap (AMT), which can be readily hybridised with several other common insect trapping techniques. Advantages of the design include its light weight and portability, low cost, robustness, rapid deployment and long autonomous sampling period. The AMT was field tested in the Tasmanian highlands (AUST) in 2017. A total of 16 orders were collected. As expected, samples are dominated by Diptera. However, the trap also collected a range of flightless taxa including endemic and apterous species, *Apteropnorpa tasmanica* – closest relative of the boreal, snow scorpionflies (*Boreidae*). Combined and compared with other trap types the Alpine Malaise Traps captured less specimens but of a greater diversity than passive sticky traps, while drop traps captured less specimens but a greater diversity than AMT. The statistical potential of the catch is discussed.

Introduction

Most work on insect biodiversity ultimately relies on sampling populations in nature. The nature of the Tasmanian alpine environments is harsh. The Southernmost region of Australia, the island of Tasmania, is also the most mountainous with large areas of rugged alpine environments (Fig. 1). Low, wind pruned vegetation densely covers rocky, saturated soils. The winter season may see intermittent snow cover for several months, exposing plants to intense UV-B radiation in winter as well as summer. Among the multitude of different insect-trapping methods, few are well suited to the Tasmanian alpine environment.

A century ago René Malaise (1937) observed how efficiently his tent walls intercepted insects and funnelled them to the high points of the roof. His pioneering eponymous design for ‘a new insect trap’ was based on this observation. Malaise traps are still widely employed today. Malaise (1937) initially suggested the long-term, unmonitored operation of his trap tailored it for difficult to reach sites, like “high mountains”. The trap does boast the advantages of continuous autonomous operation;

averaging out changing daily conditions and requiring no operator effort. However, early traps were large, gauzy constructions (Malaise 1937, Townes 1962); the adaptation published by Marston (1965) has more than 11 m of collecting face. As a result, classic malaise traps are actually ill suited to alpine sampling.

With such large collection faces, the collection chambers fill quickly. Rather than long term autonomous deployment, traps usually have to be emptied daily (Malaise 1937, Gressitt and Gressitt 1962, van Achterberg 2009, Russo et al. 2011, Diserud et al. 2013) though weekly, fortnightly (Clapperton 1999), and monthly (Doran 2003) are also reported. The fragile nature of the gauzy panes also makes them mismatched to the rough vegetation and wind exposure of Antarctic (Farrow and Greenslade 2013) and Tasmanian-highland sites (Hansen 1988, Doran 2003) although see Solem and Mendl (1989) and Finn and Poff (2008) for successful highland sampling elsewhere. In the advent of smaller traps based on the Malaise model, such as the SLAM and composite insect trap (Russo et al. 2011), we see devices which may be robust enough for alpine deployment. However other limitations persist.

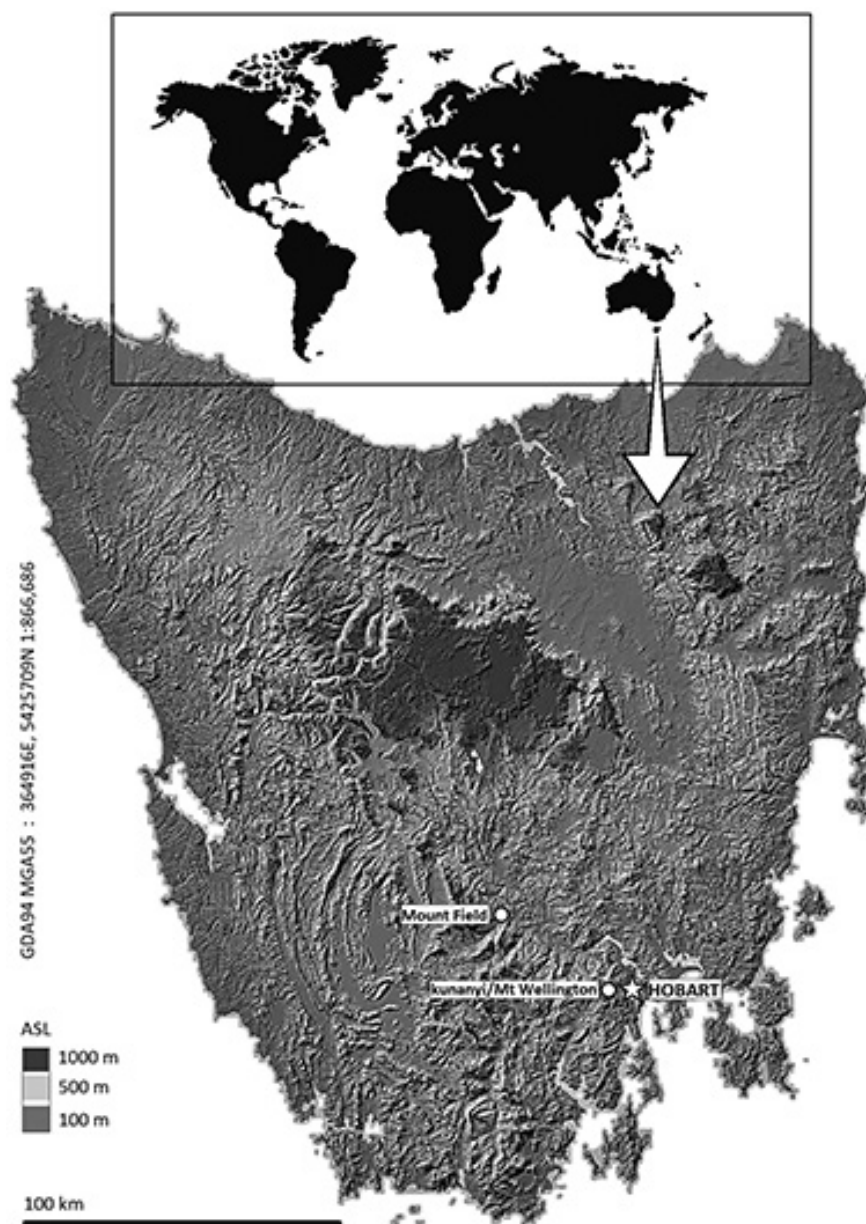


Figure 1. Tasmania, Australia. Elevation Above Sea Level by <https://maps.thelist.tas.gov.au/>

Ethanol is a widely available and relatively harmless preservative now favoured for Malaise traps. However, evaporation puts a limitation on deployment time and any liquid component adds up to an intolerable weight when replication of samples is desired from a remote location (Russo et al. 2011). Dry killing agents, including cyanide-infused plaster, were used in the earliest traps (Malaise 1937), however, dry traps also require daily emptying to prevent dead and brittle specimens from being damaged by live ones (van Achterberg 2009). Propanol is substituted in remote traps for its slower evaporation rate (Farrow 2013), however, it does not address the issue of weight.

Combining trapping methods expands sampling parameters and improves catch (Moir et al. 2005). A single apparatus which combines sampling techniques takes

less time to deploy and operate than multiple individual traps (Russo et al. 2011). These are desirable traits when sampling time is constricted by access time. However, the additional liquid preservative needed to operate pan traps or drop traps adds intolerable weight to sampling systems which must be carried any distance (Hansen 1988). A persistent conflict exists between accessibility and service requirements for traps in remote locations (Farrow 2013, Price and Baker 2016).

Intercept devices for sampling airborne insects in alpine habitats need to be: light weight, for on foot transportation to remote sites; robust against extremes of weather, especially high winds, ice and strong UV-B radiation; have long term capture capacity, while maintaining specimen quality at 'identification' standard; and collect effectively enough to generate at least semi-

quantitative data useful for comparative purposes across a range of invertebrate orders. In the present paper, we assess the effectiveness in the alpine environment of a novel intercept trap that has these attributes, the Alpine Malaise Trap (AMT). We compare the catch of the AMT to those of both sticky traps and drop traps.

Methods

Trap design

The Alpine Malaise Trap design (Fig. 2) replaces gauze or polyester panels in traditional malaise traps with two interlocking Perspex panes set at right angles, forming a cross with four intercepting faces, after Hines and Heikkinen (1977) and Wilkenning (1981). This cross is topped with a rigid, clear plastic cone. The cone has a 10 cm diameter opening at the upper end and is attached to a threaded collar (the screw top of a round plastic container with the top cut away, leaving the thread). The thread allows a 10 cm plastic jar to be screwed on and off, forming the top collection chamber and allowing for easy removal of samples. Elastic string, threaded through holes in the panes and cone at each arm of the cross, secure the trap to the ground with a metal peg. Airborne insects are intercepted by the panes and are funnelled upwards by the cone; they collect on a removable sticky insert that lines the collecting chamber. The insert comprises a thin flexible sheet of acetate which conforms to the diameter of the container and holds itself in place with kinetic tension. The sheet is painted with Tanglefoot insect trap coating on the innermost side. With a hole in the top of the collection chamber, a (bamboo) stake can be used to help secure the trap. Staked traps proved to be more robust to wind than unstaked traps and requiring only two opposing elastic tethers (not four). Additional devices, such as colours, baits and lights could also be attached to the stake.

Hybridisation

A hinged, rubber plastic Compact Disk (CD) case, with one inner face coated with Tanglefoot (after Bar-Ness 2012), mounted on the bamboo stake of the AMT acts as a passive flight intercept trap (Fig. 3). The CD case was folded back on itself to clamp the stake and secured in place with an elastic string (rubber bands degraded too quickly); this can be easily removed and reused when recharging the trap. Additionally, the sticky sample sheet used in the Malaise collecting chamber can be engineered to fit precisely into the other half of the CD case, doubling sampling power without doubling resources. Sample units can be collected and stored together in the same case and recharges can be prepared in the lab and carried to site in the same way. We transcribed collection details for both directly onto the exterior of the CD case in the field.

A second catchment array can be utilised as a drop trap (DT, Fig. 4). Benefits include use of existing resources.



Figure 2. Basic Alpine Malaise Trap deployed on kunanyi/ Mount Wellington, Hobart (Fig 1.), Tasmania, 2017.

Additionally, the hole through which the stake passes allows drainage and prevents overflowing, increasing possible sampling period compared with pitfall or pan traps.

Operation

Alpine Malaise Traps with sticky CD traps ($n=35$) were trialled from March–December 2017 on Tarn Shelf in Mount Field National Park, Tasmania, 42.6692°S 146.5603°E (1225 m a.s.l.). Alpine Malaise Traps with drop traps ($n=4$) were trialled from May–December 2017 on the summit of kunanyi/Mount Wellington (Cabinet 2013), Tasmania, 42.8967°S 147.2348°E (1255 m a.s.l.). Samples were collected and traps refreshed six weekly.

Sample processing and analysis

At the end of the trial, sampled specimens were left in situ on sticky surfaces, identified to the lowest taxonomic resolution possible and counted by trap. Insect orders were classified by size, for example: Hemiptera, psyllids and thrips – small, Lygaeidae and cicadas – large; Coleoptera, Cantharidae and Mordellidae – small, Chrysomelidae Paropsis and Scarabaeidae Melolonthinae – large; Diptera, Simuliidae – small, Tachinidae – large.

t-Test (two sample assuming equal variances) were performed in Microsoft Excel to compare the total catch

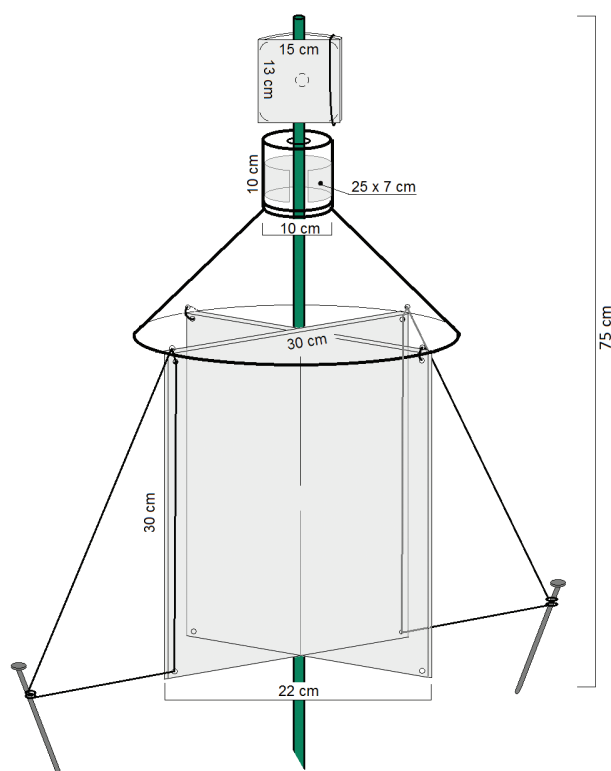


Figure 3. Alpine Malaise Trap including additional stake for securing the trap and passive sticky CD trap.

of each trap type. Mann-Whitney U tests were performed in R (R Core Team 2013) to test whether trap types differed in their capture of individuals in each order.

Results

Field deployment

Our traps were demonstrably robust to the weather conditions prevailing in the Tasmanian highlands. Wind speeds on kunanyi/Mount Wellington (no wind data for Mount Field) during the sampling period could exceed 100 kph and minimum temperatures were below 0 °C for extended periods (Bureau of Meteorology 2017). On Mount Field, snowy winter conditions persisted for 2.5 months leaving some traps buried under snow at the spring data collection. After summer, autumn and winter in the field only 17.6% (6 of 34) were damaged; requiring replacement of one or two Perspex panes and in one case the upper catchment cup. Bamboo poles were replaced in spring as most had degraded due to waterlogging though had not yet broken.

Smaller collecting faces meant that the traps filled up slowly. After 6 weeks deployment in summer there remained space on the sample sheets and freshly caught insects were observed at the time of collection, indicating that the traps were still active and had not reached capacity. Despite undergoing long exposure, sometimes including repeated freeze-thaw cycles, the specimens were predominantly in identifiable condition (Fig. 5).

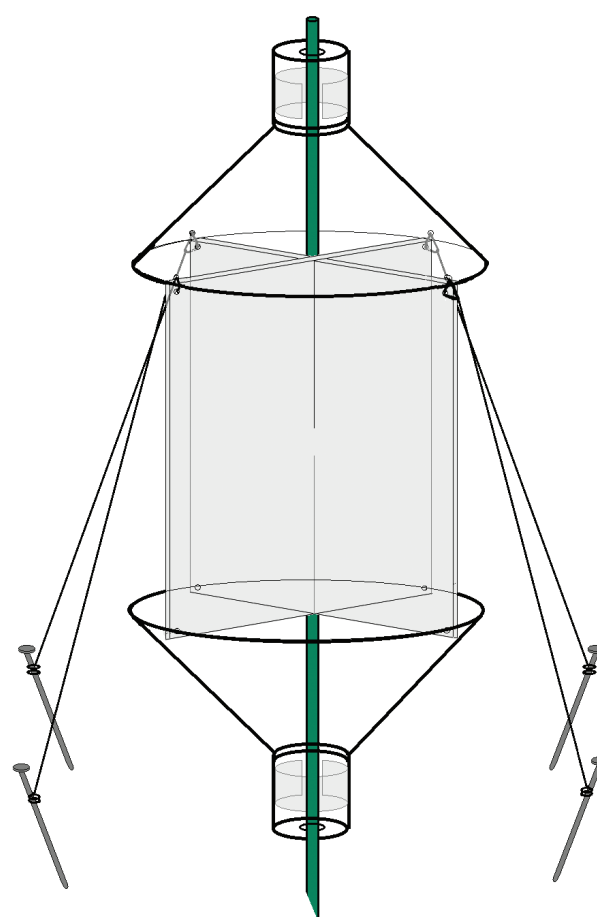


Figure 4. AMT with second collection array arranged as a drop trap (DT).

Profile of the invertebrate catch

At Mt Field 16 orders of invertebrates were sampled, 15 by AMT and 16 by CD (Table 1). Orders per trap ranged from 3–10 on CD, to 3–12 on AMT. Each hybrid AMT+CD captured 417 specimens on average; 239 on sticky CD and 179 specimens in the malaise trap. Alpine Malaise Traps did not catch any Ephemeroptera, however did capture an extra order on average per trap (mean \pm sd for CD-traps 7.166 ± 1.555 ; AMT 8.187 ± 2.023 , $t_{2,60} = 2.166$, $p = 0.031$). Sticky CD traps captured nearly 2,000 more Diptera and therefore significantly more specimens than AMT ($p = 0.008$). However in all other orders the two traps were either equal or AMT captured significantly more specimens (Table 1). Diptera dominated the catch profile of both trap types (AMT 79.5%, CD 88.2%), followed by Hymenoptera (AMT 6.8%, CD 6.2%), however the overall catch profile of AMT is balanced across more orders than the sticky CD samples.

At kunanyi/Mount Wellington 11 orders of invertebrates were sampled. Orders per trap ranged from 8–9 in AMT and 8–11 in DT (Table 2). An average of 890 specimens were captured per hybrid AMT+DT; 567 specimen per AMT and 323 per DT. Flies (Diptera) dominated the catch profile of both trap types (AMT 79.7%, DT 66.7%), followed by Hemiptera (AMT 14.2%, DT 20.6%). Alpine

Table 1. Catch statistics, Mean (Total), of hybrid Alpine Malaise and Sticky CD Traps, n=35, deployed for 6 weeks, March-April, on Tarn Shelf, Mount Field National Park, Tasmania.

Orders	CD		AMT		<i>p</i>
	7.16	(16)	8.18	(15)	
Specimens	239	(7155)	179	(5716)	0.008**
Araneae	0.56	(17)	0.59	(19)	0.95
Blattodea	0.7	(21)	1.18	(38)	0.13
Coleoptera	2.76	(83)	2.09	(67)	0.09
Collembola	0.33	(10)	0.84	(27)	0.02*
Diptera	212	(6380)	138	(4444)	0.002**
Ephemeroptera	0.1	(3)	0	(0)	0.14
Hemiptera	1.2	(36)	1.9	(61)	0.03*
Hymenoptera	14.9	(449)	12.4	(398)	0.44
Lepidoptera	2	(60)	7.7	(247)	<0.001***
Mecoptera	0.23	(7)	1.09	(35)	0.008**
Neuroptera	0.03	(1)	0.03	(1)	1
Orthoptera	0.36	(11)	2.59	(83)	<0.001***
Plecoptera	0.03	(1)	0.12	(4)	0.23
Psocoptera	0.16	(5)	0.06	(2)	0.29
Thysanoptera	2.1	(63)	8.8	(282)	0.04*
Trichoptera	0.26	(8)	0.25	(8)	0.82

* indicate significant *p* values, <0.05, of t-Test and Wilcoxon rank-sum test.

Table 2. Catch statistics, Mean (Total), of hybrid Alpine Malaise and Drop Traps (n=4) deployed for 6 weeks (Oct-Dec) on kunanyi/ Mount Wellington, Tasmania. * indicate significant *p* values, <0.05, of t-Test and Wilcoxon rank-sum test. Right hand columns indicate the percent of total catch in the large body size category.

ORDER	AMT		DT		<i>p</i>	%Large	
						AMT	DT
Orders	8.5	(9)	9	(11)	0.53		
Specimens	567	(2268)	323	(1999)	0.05*	8.08	91.9
Araneae	5	(20)	3.5	(14)	0.58	0	7.1
Blattodea	0.25	(1)	0.5	(2)	1	0	0
Coleoptera	9	(36)	10.25	(41)	0.58	8.3	51.2
Collembola	0.5	(2)	1.5	(6)	0.02*	0	0
Diptera	452	(1809)	215	(862)	0.12	0.1	4
Formicidae	0.25	(1)	2.25	(9)	0.18	0	0
Hemiptera	81	(324)	66	(267)	0.62	0	2.6
Hymenoptera	4.5	(18)	5.75	(23)	0.62	0	34.7
Lepidoptera	5	(23)	3.5	(14)	0.26	8.7	50
Myriapoda	0	(0)	0.25	(1)	1	0	100
Orthoptera	2	(8)	8	(32)	0.25	0	34.3
Psocoptera	6.5	(26)	5.25	(21)	0.87	0	0

Malaise Traps captured significantly more specimens than DT ($p=0.0599$), due to the capture of nearly 1,000 more Diptera. However in all other orders the two traps were statistically equal (Table 2). Excluding Diptera, Alpine Malaise Trap samples were heavily dominated by Hemiptera, with other categories contributing minimally to the overall composition. Drop trap samples were more balanced between Hemiptera, Coleoptera, Orthoptera and Arachnida. Only 2% (n=99) of total specimens were large bodied, however DT captured 91.9% of these (8.08% AMT). Fifty percent of Coleoptera and Lepidoptera and

34% of Orthoptera and Hymenoptera captured by the drop trap were large bodied, compared with 8% and 0% respectively for the AMT (Table 2).

Unexpected capture of apterous taxa

Apart from the usual profile of expected alate species, various flightless taxa were present in the samples including spiders, immature psocids, ants, immature grasshoppers, apterous microhymenoptera, brachypterous moths and flightless scorpionflies, Apteropanorpidae (Carpenter 1940). In late summer, the AMT captured five times more *Apteropanorpa tasmanica* than sticky CD traps (Table 1); in samples from Autumn (March-October), that number rises to 17 times ($p>0.001$. 317 AMT:18 CD). Trial traps on Mount Wellington at this time captured 131 specimens of *A. tasmanica* in two AMT.

Discussion

The AMT offers a number of advantages over existing designs, especially in relation to sampling in extreme habitats. Its lightness, inexpensiveness and the lack of a need to clear the trap on a daily or weekly basis, make it particularly suited to remote sampling sites (Table 3). The employment of a sticky plastic film in place of a liquid preservative considerably reduced the weight per trap, increasing portability, and eliminated the limitation of evaporation on operating time. Its small size meant a slower capture rate. The traps can be operated in an alpine environment for six weeks of summer without reaching capacity. They were also robust to several meters and months of snow and winds exceeding 100 kph (Bureau of Meteorology 2017). In spite of these extremes, the AMT preserved specimens representing a comprehensive cross section of the airborne alpine insect fauna including some unexpected apterous and brachypterous taxa. A compromise of this method is the quality of specimens recovered. In situ, the sticky gel can obscure and distort characters necessary for species level identification. In this project, specimens were easily assigned to family without further treatment; genus or species in the case of remarkable specimens. Tanglefoot can be dissolved and the specimens recovered into ethanol for taxonomic resolution where necessary. Miller et al. (1993) describe a citrus-oil solvent preferable to the traditional petrochemicals, though dry trapping methods are still recommended if specimen quality is critical.

Flies and wasps are attracted to white or yellow colours (classical Malaise traps are usually white). The transparency of our trap should partly eliminate this bias making for more representative samples. The use of transparent surfaces also allows our trap, when fitted with a drop capture array, to function like a classic window trap, capturing fliers strong enough to become unconscious upon impact with the panes (Hines and Heikkinen 1977, Wilkenning 1981). The bias in catches towards flies was expected, as Diptera are often dominant




Figure 5. Sticky acetate sample sheet from AMT deployed for 6 weeks in Mount Field National Park. The sheet is cut to fit a CD case for storage and transport.

Table 3. Comparison of Alpine Malaise Trap with comparable products [^]as priced by Australian Entomological Supplies.com or ^{^^}Russo et al. (2011). diy: ‘do it yourself’ construction costs.

Type	Size (m)	Mass (kg)	\$ AUS	Sample window	Visibility	Preservative
AMT – Alpine Malaise Trap	1 x 0.22 x 0.22	1 kg	\$50 diy	6 weeks	Low	adhesive
Malaise Trap [^]	1.5 x 1.8	3 kg	\$480–540	1–14 days	V High	ethanol
Composite Insect Trap ^{^^}	1.5 x 0.9	4.5 kg	\$100 diy	1 day	High	ethanol
Sea Land Air Malaise Trap [^]	1 m ³	3 kg	\$400–600	1–14 days	High	ethanol

elements of the fauna in highland areas (Levesque and Burger 1982, Shaw and Taylor 1986, Konno 2006).

Our catch is largely congruent with that of Doran (2003) who extracted 85% Diptera and 6% Hymenoptera with classic malaise traps from the Warra LTER research site in alpine Tasmania. However, the inclusion of Mecoptera and Orthoptera in our AMT samples diverges from the Warra malaise samples and is more similar to the Warra pitfall samples (Bashford et al. 2001, Doran 2003). The apterous element in the AMT samples suggests that wind is augmenting the trap’s flight intercept catch with otherwise sedentary or ambulatory taxa, resulting in samples that fall in-between classic malaise and pitfall traps. If this means that the AMT samples are more location specific, the trap may be more sensitive to differences in environment and

treatment. Large mobile insects have already proven a poor indicator of environmental differences at Tasmanian (Driessen and Kirkpatrick 2017) and other sites (Polchaninova et al. 2016, Lazarina et al. 2017).

The most notable captures of flightless taxa were the apterous alpine scorpionfly, genus *Apteropanorpa*, an endemic family of four species similar in appearance to Northern Hemisphere snow scorpionflies (Boreidae). It was first identified by Carpenter in 1940 and formerly presumed rare. Recent reviews identified the new species *A. evansi*, *A. warra* and *A. hartzi*; highlighting the potential for more discoveries (Byers and Yeates 1999, Palmer et al. 2007). Our survey on Mount Field in late summer captured only 39 specimens, however a review of the unprocessed autumn-winter samples reveal 335 more, predominantly

(17:1) captured by the AMT. Trial traps on kunanyi/Mount Wellington captured almost exclusively *A. tasmanica*. Thousands of Apteropanorpidae were captured in pitfall traps at the Warra Long-Term Ecological Research site (Doran 2003). Pitfall traps were decided against for our study due to dense vegetation on thin, rocky, saturated soil. As the AMT is sampling a cross section of flying and pit-fall taxa it may be a useful alternative to pitfalls at other difficult sites.

Despite being considerably shorter than classic malaise traps, 30 cm high intercept faces fit precisely within the ‘boundary layer – allowing independent insect flight’ as hypothesised and tested by Taylor (1974). While this height was established over grass, and the true boundary layer at our site may be impacted by the height of vegetation, the addition of passive sticky traps projecting above 30 cm, into the ‘free air’ (Taylor 1974) helps address this potential short fall. Conversely, the extreme wind conditions at our site will have increased turbulence and decreased the boundary layer at times. The same conditions that dictated the small size of the traps compensates for the potential loss of invertebrate catch. Indeed, while flightless species may climb into the traps from contact points with the ground, their even positioning on the sticky sample surface (Fig. 5) suggests a passive carriage to the traps on strong winds. In the case of *A. tasmanica*, such transport constitutes a significant contribution to sampling.

Combining trapping methods is a proven way to counter the limitations of particular trap types and improve sample yield (e.g. Querner and Bruckner 2010). Adding compatible devices to create a single trapping station has been found to reduce the cost and time of using multiple individual traps (Campos et al. 2000, Russo et al. 2011). Similar trap designs to ours include the Composite insect trap (Russo et al. 2011), and the Sea Land and Air Malaise (SLAM) trap.

As the sticky CD traps alone would constitute a robust, cheaper and lighter alpine sampling technique, we were interested to compare the sampling strengths of each. While CD traps captured significantly more specimens overall this is obviously tied to the capture of nearly 2,000 more Diptera. Otherwise the traps are either comparably effective or the AMT captured significantly more specimens of a given order. The AMT did not catch as many taxa or specimen as CD traps, however it does deliver a more taxonomically balanced sample. The CD trap catches were dominated by Diptera and Hymenoptera. While still the top two orders sampled by AMT, dominance of Diptera and Hymenoptera was balanced by higher counts of other taxa. Similarly, samples from the small drop trap trial were both dominated by Diptera followed by Hemiptera. While drop traps captured significantly less specimens overall, a greater diversity of orders contributed to the total catch. As predicted by the literature, the drop capture array significantly increased the capture of beetles (Russo et al. 2011) as well as other apterous or cursorial species like spiders and flightless Tasmanian alpine grasshoppers (*Russalpia* spp.), particularly larger bodied specimens.

Conclusions

The success of the Alpine Malaise Trap is illustrated by our ability to deploy 34 replicates in rough terrain, 1.5 hours hike from vehicle access, with three people in 9 hours. The traps were able to operate continuously and autonomously for 6 weeks in summer, collecting 8,029 readily identifiable invertebrates (Basic AMT) and a further 7,155 from the hybrid CD attachment and 1,229 from hybrid drop capture array. Further, the traps were robust to extremes of wind, rain, snow and UVB. The invertebrate profile of samples is an intermediate of classic malaise and pitfall traps. The environmental sensitivity this conveys over standard malaise traps is being investigated further.

Acknowledgements

We thank Larissa Giddings, Julie Gryphon and Emalisa White for outstanding assistance in the field, the Tasmanian Parks and Wildlife Service for permit FA17335 to conduct research in Tasmanian Reserves and the cooperation of the Mount Field National Park staff.

References

- Bar-Ness YD, McQuillan PB, Whitman M et al. (2012) Sampling forest canopy arthropod biodiversity with three novel minimal-cost trap designs. *Australian Journal of Entomology* 51: 12–21. <https://doi.org/10.1111/j.1440-6055.2011.00836.x>
- Bashford R, Taylor R, Driessen M et al. (2001) Research on invertebrate assemblages at the Warra LTER Site. *Tasforests* 13.
- Bureau of Meteorology (2017) kunanyi/Mount Wellington, Tasmania, 2017, Daily Weather Observations. Bureau of Meteorology, <http://www.bom.gov.au/climate/dwo/IDCJDW7037.latest.shtml>
- Byers GW, Yeates DK (1999) A second species of Apteropanorpa Carpenter from Tasmania (Mecoptera: Apteropanorpidae). *Australian Journal of Entomology* 38: 60–65. <https://doi.org/10.1046/j.1440-6055.1999.00082.x>
- Campos WG, Pereira DBS, Schoereder JH (2000) Comparison of the efficiency of flight-interception trap models for sampling Hymenoptera and other insects. *Anais da Sociedade Entomológica do Brasil* 29: 381–389. <https://doi.org/10.1590/S0301-80592000000300001>
- Carpenter FM (1940) A new genus of Mecoptera from Tasmania. *Papers and Proceedings of the Royal Society of Tasmania*: 51–57.
- Clapperton BK (1999) Abundance of wasps and prey consumption of paper wasps (hymenoptera, vespidae: polistinae) in northland, New Zealand. *New Zealand Journal of Ecology* 23: 11–19.
- Department of Premier & Cabinet (2013) Aboriginal and Dual Naming Policy. http://www.dpac.tas.gov.au/divisions/csr/aaa/aboriginal_and_dual_naming_policy [Retrieved 4/12/2017]
- Diserud OH, Stur E, Aagaard K (2013) How reliable are Malaise traps for biomonitoring? – A bivariate species abundance model evaluation using alpine Chironomidae (Diptera). *Insect Conservation and Diversity* 6: 561–571. <https://doi.org/10.1111/icad.12012>
- Doran N (2003) Moving with the times: baseline data to gauge future shifts in vegetation and invertebrate altitudinal assemblages due to

- environmental change. *Organisms Diversity & Evolution* 3: 127–149. <https://doi.org/10.1078/1439-6092-00066>
- Driessen MM, Kirkpatrick JB (2017) The implications of succession after fire for the conservation management of moorland invertebrate assemblages. *Journal of Insect Conservation* 21. <https://doi.org/10.1007/s10841-016-9948-9>
- Farrow R, Greenslade P (2013) Description of a robust interception trap for collecting airborne arthropods in climatically challenging regions. *Antarctic Science* 25: 657–662. <https://doi.org/10.1017/S0954102013000084>
- Finn DS, Poff NL (2008) Emergence and flight activity of alpine stream insects in two years with contrasting winter snowpack. *Arctic, Antarctic, and Alpine Research* 40: 638–646. [https://doi.org/10.1657/1523-0430\(07-072\)\[FINN\]2.0.CO;2](https://doi.org/10.1657/1523-0430(07-072)[FINN]2.0.CO;2)
- Gressitt JL, Gressitt MK (1962) An improved malaise trap. *Pacific Insects* 4: 87–90.
- Hansen J (1988) Trapping methods for rangeland insects in burned and unburned sites: a comparison. *The Great Basin Naturalist* 48.
- Hines JW, Heikkinen HJ (1977) Beetles attracted to severed virginiana pine (*Pinus virginiana* Mill.). *Environmental Entomology* 6: 123–127. <https://doi.org/10.1093/ee/6.1.123>
- Hock JW (2004) The Light Weight Malaise Trap by H. Townes. JW Hock Company, Florida.
- Konno Y (2006) Species composition of Anthophilous Diptera and Hymenoptera in the Daisetsu Mountains. *Japanese Journal of Applied Entomology and Zoology* 50: 25–32. <https://doi.org/10.1303/jjaez.2006.25>
- Lazarina M, Sgardelis SP, Tschulin T, et al. (2017) The effect of fire history in shaping diversity patterns of flower-visiting insects in post-fire Mediterranean pine forests. *Biodiversity and Conservation* 26: 115–131. <https://doi.org/10.1007/s10531-016-1228-1>
- Levesque CM, Burger JF (1982) Insects (Diptera, Hymenoptera) associated with *Minuartia groenlandica* (Caryophyllaceae) on Mount Washington, New Hampshire, U.S.A., and their possible role as pollinators. *Arctic and Alpine Research* 14: 117–124. <https://doi.org/10.2307/1551110>
- Malaise R (1937) A New Insect Trap. *Entomologisk Tidskrift* 58: 148–160.
- Marston N (1965) Recent modifications of the Malaise Insect Traps with summary of the insects represented in collections. *Journal of the Kansas entomological society*
- Miller RS, Passoa S, Waltz RD, Mastro V (1993) Insect removal from sticky traps using a citrus oil solvent. *Entomological News* 104: 209–213.
- Moir ML, Brennan KEC, Majer JD, et al. (2005) Toward an optimal sampling protocol for Hemiptera on understorey plants. *Journal of Insect Conservation* 9: 3–20. <https://doi.org/10.1007/s10841-004-2351-y>
- Palmer CM, Trueman JWH, Yeates DK (2007) Systematics of the Apteropanorpidae (Insecta: Mecoptera) based on morphological and molecular evidence. *Invertebrate Systematics* 21: 589–612. <https://doi.org/10.1071/IS07014>
- Polchaninova N, Tsurikov M, Atemasov A (2016) Effect of summer fire on cursorial spider (Aranei) and beetle (Coleoptera) assemblages in meadow steppes of Central European Russia. *Hacquetia* 15: 113. <https://doi.org/10.1515/hacq-2016-0019>
- Price B, Baker E (2016) NightLife: A cheap, robust, LED based light trap for collecting aquatic insects in remote areas. *Biodiversity Data Journal* 4. <https://doi.org/10.3897/BDJ.4.e7648>
- Querner P, Bruckner A (2010) Combining pitfall traps and soil samples to collect Collembola for site scale biodiversity assessments. *Applied Soil Ecology* 45: 293–297. <https://doi.org/10.1016/j.apsoil.2010.05.005>
- R Core Team (2013) R: A language and environment for statistical computing. R Foundation for Statistical Computing, Vienna, Austria. <http://www.R-project.org/>
- Russo LR, Stehouwer JM, Heberling AC (2011) The composite insect trap: an innovative combination trap for biologically diverse sampling. *PLoS One* 6. <https://doi.org/10.1371/journal.pone.0021079>
- Shaw DC, Taylor RJ (1986) Pollination ecology of an alpine fell – field community in the North Cascades. *Northwest Science* 60: 21–31.
- Solem JO, Mendl H (1989) Limoniidae communities in alpine and boreal zones along the Atna River, South Norway (Diptera, Nematocera). *Fauna Norvegica* 36: 107–114.
- Taylor RL (1974) Insect Migration, Flight Periodicity and the Boundary Layer. *Journal of Animal Ecology* 43: 225–238. <https://doi.org/10.2307/3169>
- Townes H (1962) Design for a malaise trap. *Proceedings of the Entomological Society of Washington* 64: 253–262.
- van Achterberg K (2009) Can Townes type malaise traps be improved? Some recent developments. *Entomologische Berichten* 69: 129–135.
- Wilkenning A, Foltz J, Atkinson T, et al. (1981) An omnidirectional flight trap for ascending and descending insects. *The Canadian Entomologist* 113: 453–455. <https://doi.org/10.4039/Ent113453-5>

Supplementary material 1

Figure S1

Authors: S.C. Henry, P.B. McQuillan, J.B. Kirkpatrick
Data type: RAR Archive (images)

Copyright notice: This dataset is made available under the Open Database License (<http://opendatacommons.org/licenses/odbl/1.0/>). The Open Database License (ODbL) is a license agreement intended to allow users to freely share, modify, and use this Dataset while maintaining this same freedom for others, provided that the original source and author(s) are credited.

Link: <https://doi.org/10.3897/alpento.2.24800.suppl1>

Supplementary material 2

Figure S2

Authors: S.C. Henry, P.B. McQuillan, J.B. Kirkpatrick
Data type: RAR Archive (images)

Copyright notice: This dataset is made available under the Open Database License (<http://opendatacommons.org/licenses/odbl/1.0/>). The Open Database License (ODbL) is a license agreement intended to allow users to freely share, modify, and use this Dataset while maintaining this same freedom for others, provided that the original source and author(s) are credited.

Link: <https://doi.org/10.3897/alpento.2.24800.suppl2>